

DESIGNED & MADE IN

GERMANY

FAS-DIGI Compact

Ultra Sensitive Gel Imaging System

DISCOVER NEW HORIZONS

1

NO DNA DESTRUCTION SAFE BLUE/GREEN LED LIGHT

Still destroying your DNA with UV-light?
The FAS-DIGI Compact uses Blue/Green LED technology: A unique light source for the safe detection of all **green and red** DNA dyes.

2

BEST-IN-CLASS IMAGE

HIGH RESOLUTION CAMERA
Even faint bands can be detected using a **24 MPixel CANON DSLR camera**.

3

VERY COMPETITIVE PRICE

MUCH LOWER THAN YOU THINK!
Complete Package for DNA/RNA imaging:
The FAS-DIGI Compact comes with a Blue/ Green LED transilluminator, a dark box with viewing window and a high resolution camera.



Online product demonstration?

We understand that, as a scientist, you would like to test the FAS-DIGI Compact before buying it. That is why we offer a product demonstration online or in your lab.

Just arrange an appointment with us!


ABOUT US

NIPPON Genetics is a Japanese-German Life-Tech company, which focuses on the development of cutting edge products. We have over 30 years experience in the life-tech sector with offices in Tokyo and Kyoto, in Japan, as well as in Dueren, in Germany.

Statement about the sister model FAS-DIGI PRO:

„We have been using the FastGene FAS-DIGI PRO for some time now and are very satisfied with the user-friendly handling of the software and the quality of the recordings. We use ethidium bromide as a dye, with which the DNA detection is very good.“

Dr. Tanja Rehders, Institute of Botany, Christian-Albrechts-University, Kiel, Germany




Visit our website for other products, such as our MIDORI^{Green} DNA/RNA dyes, Nucleic Acid Purification kits, PCR enzymes, Instruments and many more...

www.nippongenetics.eu

SAFE LIGHT

STILL DESTROYING YOUR DNA WITH UV-LIGHT?



BLUE/GREEN LED LIGHT

Learn more about the principles behind this unique technology.



GEL DOCUMENTATION
Best Sensitivity

Cat. No.: GP-08LED

ONLINE PRODUCT DEMONSTRATION?

We understand that, as a scientist, you would like to test the FAS-DIGI Compact before buying it. That is why we offer a product demonstration online or in your lab.

Just arrange an appointment with us!

info@nippongenetics.eu

FAS-DIGI Compact



■ Made
■ In
■ Germany

THE REVOLUTION FOR GEL IMAGING

- Harmless - No DNA damage, no danger for skin and eyes
- Ultra sensitive - Even faint bands are detected
- Versatile - Suitable for all DNA dyes
- Large working area but compact design


VERSATILE



FOR ALL COMMON DNA DYES

With Blue/Green light you are able to excite all common green and red DNA dyes with a very high intensity, such as ethidium bromide, GelRed®, MIDORI^{Green} or SYBR^{Green}.

UPGRADABLE



SIMPLY UPGRADE TO PRO

The Upgrade from FAS-DIGI Compact to FAS-DIGI PRO is easily performed. All you need is a FAS-DIGI PRO dark box that comes with an intuitive, easy to use imaging software.

POWERFUL



HIGH RESOLUTION CAMERA

Take images of gels with the highest quality using a 24 MPixel Canon EOS DSLR. Exposure times up to 30 sec enable you to detect even faint bands.

EXAMPLES - DNA DYES DETECTED BY THE FAS-DIGI COMPACT



MIDORI^{Green} Xtra

MIDORI^{Green} Direct